

EVEN MORE BOUNDLESS

bannerblue.org
Supplemental
Resources for
the 2022 ELCA
Youth Gathering

Artistic Engagement Supplement Introduction

To help groups prepare for the 2022 ELCA Youth Gathering, Wittenberg University and bannerblue.org have created three extra resources that show us how God's love is even more boundless than we imagined. These resources are not meant to replace the official Getting Ready materials. They add new perspectives to aid in understanding just how boundless God's love really is by engaging art and service to learn more about **love**, **creation**, **forgiveness**, **invitation**, and **promise**.

These supplements can be added on to the official 2022 ELCA Youth Gathering curriculum, or used any way that you like:

- **Coloring Pages** - one for each theme
- **Service Learning Projects** - one for each unit/theme
- **Artistic Engagements** - one for each unit/theme

Artistic Engagement

In addition to some inspiration, including places that you can even visit while in Minneapolis, we have provided five potential art projects for you and your youth to work on: **Building Brick "Love" Sculptures**; **Tattoo Stamps**; **Fabric Prayer Bracelets**; **Word Art Graphics**; **Fluid Painting**. These projects are meant to be completed before you attend the 2022 ELCA Youth Gathering but you may use them however you like. This resource includes recommendations on how to complete the project as well as some reflection on what the projects can show us. Remember that the goal of artistic engagement is to challenge youth to gain new perspectives and to grow in brain power and faith while creating with imagination, thoughtfulness, and care—like their Creator.

Artistic Engagement:

- **Building Brick “Love” Sculptures**

Supplement for Unit 1: [Boundless Love](#)

- *Love* by Robert Indiana – Minneapolis Sculpture Garden
- *Sky Peshier* by James Turrell – Minneapolis Sculpture Garden

- **Tattoo Stamps**

Supplement for Unit 2: [Boundless Creation](#)

- Dakhóta and Ojibwe (Anishnaabe) Art – Minneapolis Institute of Art
- Ojibwa Woodland Art Style by Gordon Coons
- All My Relations – Minneapolis

- **Fabric Prayer Bracelets**

Supplement for Unit 3: [Boundless Forgiveness](#)

- *The Village Blanket* by Ka Zoua Lee – Minneapolis Institute of Art

- **Word Art Graphics**

Supplement for Unit 4: [Boundless Invitation](#)

- Harbor Light Center Mural by Bianca Janine Pettis – Minneapolis

- **Fluid Painting**

Supplement for Unit 5: [Boundless Promise](#)

- “Mosaic of the Americas” by José Luis Soto, Isa Campos, Gustavo Lira, and Lori Greene – Minneapolis
- Lakewood Memorial Chapel by Harry Wild Jones, Charles Lamb, and Ella Condie Lamb – Minneapolis

EVEN
MORE

BOUNDLESS

bannerblue.org
Supplemental
Resources for
the 2022 ELCA
Youth Gathering

Unit 1

This activity works well as an intro to the Romans 8 passage in Session Two after Lauren Daigle's "You Say" (p. 22), or use it however you like!

Artistic Engagement



Explore Art – Boundless Love – Sculptures

- Learn more about Robert Indiana's *Love* (Stop 3) at the **Minneapolis Sculpture Garden**. This sculpture began as a graphic and then became a sculpture. As the brilliance of the design made waves around the world, the sculpture began popping up in many different languages. You can search online to find examples. *Why would a sculpture that simply depicts the word "love" resonate so much across the globe?*
- If you visit the sculpture garden in Minneapolis, take a break at James Turrell's *Sky Peshier* (Stop 6). Peshier is a type of interpretation used by Jewish scholars of ancient scripture. Turrell's

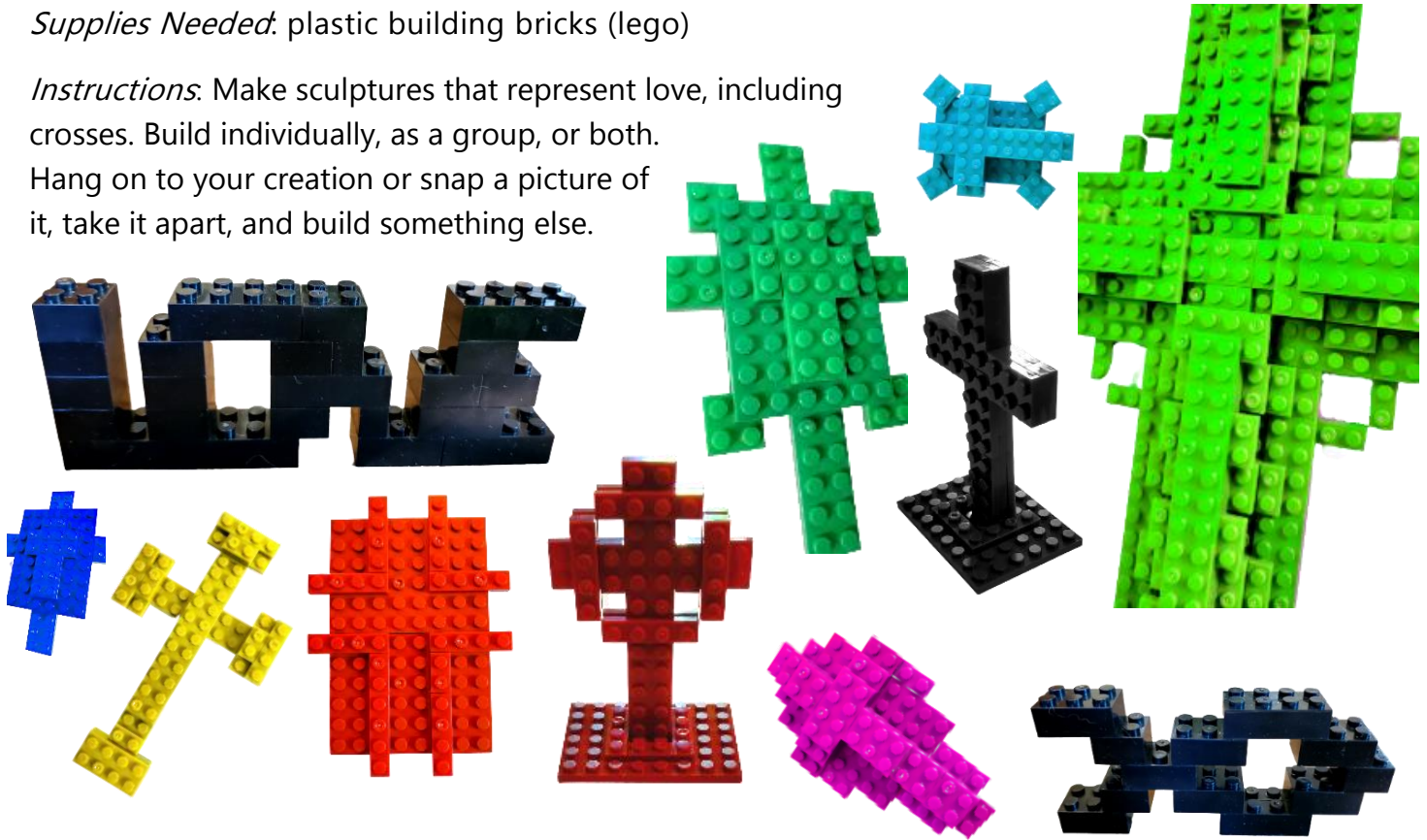
sculpture sits you down in a simple room with a big hole in the ceiling. *How do you interpret the brilliant and original work of art called The Sky, by God, the creator of heaven and earth?*

Make Art – Boundless Love – Building Brick “Love” Sculptures

Represent love through original sculptures.

Supplies Needed: plastic building bricks (lego)

Instructions: Make sculptures that represent love, including crosses. Build individually, as a group, or both. Hang on to your creation or snap a picture of it, take it apart, and build something else.



What do Building Brick Sculptures have to do with Boundless Love?

Robert Indiana's *Love* sculpture has spread as an important symbol all over the world. Your love sculptures probably enjoy the power of symbols as well. The cross is perhaps the most recognized symbol in the world. The "Jesus Fish" is another popular symbol. You or someone in your group might have also made a heart or infinity sign or smiley face. Humans have invented lots of symbols for love and connected many symbols to the idea of love. When you really think about it, there are probably endless ways to represent love. In Romans 8:38-39, Paul talks about the impossibility of stopping God's love. I hope that leads you to also think about the infinite possibility of God's love. Just look at Jesus. He loved by healing people, listening to their struggles, crying with them, laughing with them, feeding them when they were hungry, noticing them when nobody else seemed to care, standing up for them, giving them hope, telling them how much they're loved, radically reimagining the world for them so that love is the center of daily life, and dying for them on the cross. All those "them"s and "their"s include you too. Building bricks are a great tool for creating and thinking with infinite possibilities. Have fun and make your love boundless.

EVEN
MORE

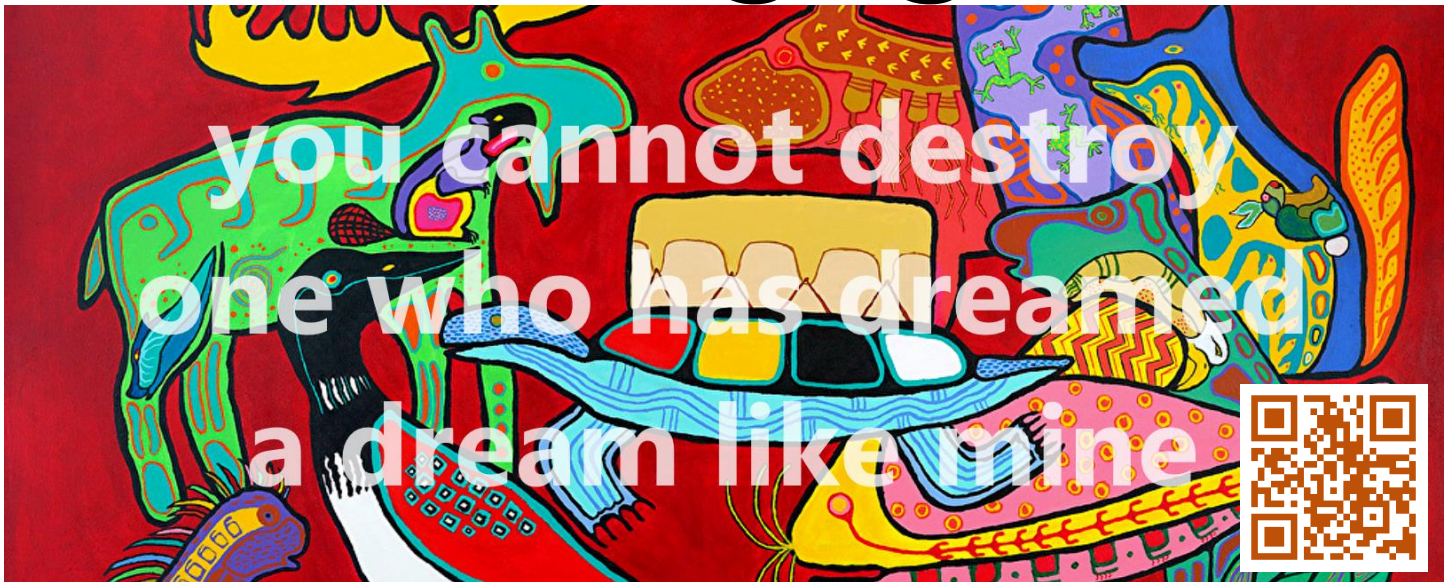
BOUNDLESS

bannerblue.org
Supplemental
Resources for
the 2022 ELCA
Youth Gathering

Unit 2

This activity works well as an intro to the Psalm 104 passage in Session One after the team building activity (p. 31), or use it however you like!

Artistic Engagement



Explore Art – Boundless Creation – Petroglyphs, Carvings, Paintings



- Check out this intro to **Dakhóta and Ojibwe (Anishnaabe) Art** from the **Minneapolis Institute of Art's** Gwen Westerman. Gwen eloquently describes how Minnesota is a Dakhóta place with a long and rich history. You should take the time to visit www.native-land.ca. The site allows you to view and acknowledge the people who have lived in North America for generations. Look up Minneapolis, Minnesota. Also look up your own hometown. *How can you acknowledge the people who came first in your land?*



- Check out these contemporary portrayals of the **Ojibwa Woodland Art Style** by Gordon Coons. His depictions of animals, birds, and fish are wonderfully colorful and intricate. Coons carefully crafted each image to mimic ancient petroglyphs and carvings while endowing each creature depicted with a colorful soul. *How can you acknowledge the animals who came first in your land?*
- Don't for a second think that all Native American art is Woodland Art or limited to depictions of nature. Check out this awesome **All My Relations** collection of contemporary art in Minneapolis.



Make Art – Boundless Creation – Tattoo Stamps

Use washable markers and a custom stamp to make temporary tattoos that channel the spirit and strength that resides within you, and all living things.

Supplies Needed: printer paper and a printer, washable markers, foam sheets, scissors

Instructions:

1. Print out the **silhouette templates** of animals, sea creatures, and birds.
2. Carefully cut out your chosen template(s).
3. On a foam sheet big enough for your template, trace the animal that you cut out. (You can skip steps 2-3 by printing the silhouette onto a sticker sheet and sticking it to the foam sheet).
4. Next carefully cut out the shape of the animal that is now traced on the foam sheet.
5. With washable marker, completely color one whole side of the cut out foam animal shape. Make sure to cover the foam edge-to-edge. You can do this all in one color or create a design like Gordon Coons' Woodlands Style animals.
6. Firmly press the colored side of the foam directly onto bare skin for at least 30 seconds. Make sure you are pressing the entire cutout animal including its tail and toes. Remove the foam sheet and marvel at your amazing temporary tattoo (The tattoo can be washed off with soap and water).
7. You can even wash off the foam stamp and use it again with a different color or combination of colors.



What do Tattoo Stamps have to do with Boundless Creation?

No disrespect to the awesomeness of these tattoo stamps, but they cannot compare to the work of art that is the creature that each one represents. God is definitely an artist. Just look around you and it's clear. You can be standing at the top of a mountain and see absolute masterpieces in all directions. You can sit in a room with your youth group, and still see absolute masterpieces in all directions. That's right, you are the masterpiece that God is working on right now. Your tears and your laughter are brushstrokes. Your thoughts and dreams are new colors added to the palette. You are a daily new subject for God to paint, because God isn't done creating you. When you make art too, we hope that you appreciate the connection a creator has to the created. Another word for that connection is love. In case you haven't heard it said yet today, God loves you. God loves you with the strength of a thousand elephants, the courage of a thousand lions, the grace of a thousand eagles. You are loved. Is it dorky to say it that way? Yep. But what God has created is more incredible, and boundless, than words can describe, so embrace the dorkiness and join with the author of Psalm 104 in shouting out how awesome creation is.

Unit 3 This activity works well as a follow up to the Genesis 50:15-21 passage in Session Two (p. 56), or use it however you like!

Artistic Engagement



Explore Art – Boundless Forgiveness – Embroidered Blanket

- Check out the full view of this **amazing blanket** created by Ka Zoua Lee, called *The Village Blanket*. The blanket is housed within the Minneapolis Institute of Art. Through the images she has sewn into this blanket, Ka Zoua Lee is depicting a way of life that she remembers fondly from her time living in a Hmong village in Laos. By the time she was making this blanket, that way of life had been lost through the struggles and displacements brought on by the war in Vietnam. By that point in her life, Ka Zoua Lee was a refugee at a camp in Thailand. The blanket shows people living alongside each other and nature in a peaceful village but it was destined to warm the exhausted bodies of people fleeing from violence and persecution. It was also destined to tell a powerful story about resiliency and the unbreakable spirit of individuals and communities. *Why did Ka Zoua Lee choose to depict these scenes on her blanket?*

Make Art – Boundless Forgiveness – Fabric Prayer Bracelet

Use scrap fabric to make a bracelet that reminds you to pray.

Supplies Needed: scrap fabric, safety pin, scissors

Instructions:

1. Cut or tear strips of fabric so that they are 18-24 inches long and 1-2 inches wide. The wider the fabric strips the thicker your finished bracelet will be.
2. Decide whether you want to try a simple three-stranded braid or something more complex with four or five strands.
3. Group your strands together and push your safety pin through each strand so that they are pinned together on one end. It's often helpful to next pin those strands to the fabric on a chair, bookbag, or even your pants.
4. Start to braid your strands together. (If you're not sure how to braid, look up a tutorial online.)
5. Once you have braided the whole length of your strands, use another safety pin to close off that end.
6. With the help of a friend, place your braided strands over your wrist or ankle and then tie the two ends together. Be careful not to make it too tight or too loose.
7. Cut off the excess ends, and your bracelet is finished!



Next have everyone create a short prayer to use every time they feel their bracelet:

1. Name at least three people who love you.
2. Name at least three other people who you love.
3. Now fill in the blanks of this prayer:

"Dear God, I am loved by _____, _____, _____, and I have so much love for _____, _____, _____. Thank you for tying us all together! Amen."

What do Prayer Bracelets have to do with Boundless Forgiveness?

When Joseph meets his brothers in Genesis 50, he is encountering a group of refugees. Joseph's brothers aren't fleeing violence and persecution, like Ka Zoua Lee, they are fleeing famine. In today's world, we might call this group of people climate refugees. Their lives had been upended and they left their homes out of fear for their lives. This was not the journey in life they had wanted to take. They did not want to leave their homes with little chance of ever going back. Few people ever do. Do you think, in a way, they took home with them? Did Joseph's brothers not just find a new home but relocate their old home? What really even is a home? Is it a community? What we're getting at is that the story of Joseph and his brothers is as much a story about community as it is about forgiveness. In fact, forgiveness may not be an individual act at all. It might be part of the tapestry of a community. Think of fabric being torn and then joined back together. The original is forever altered but something new is made that brings the pieces together. Think and pray on that for a while.

EVEN MORE BOUNDLESS

bannerblue.org
Supplemental
Resources for
the 2022 ELCA
Youth Gathering

Unit 4 This activity works well as a follow up to the Luke 1:26-38 passage and processing of the Session One warm-up post-its (p. 66), or use it however you like!

Artistic Engagement




art is a connector and a healer




Explore Art – Boundless Invitation - Murals

Learn about Bianca Janine Pettis' **mural**. This collaborative artwork adorns the wall of a homeless shelter with a diversity of faces and a choir of voices singing the words that matter to all of us. You can even visit the mural while in Minneapolis at the Harbor Light Center.



Unit 1 This activity works well as an intro to the John 11:17-27 passage in Session Two right after the group covenant activity (p. 91), or use it however you like!

Artistic Engagement



Explore Art – **Boundless Promise** – Mosaics

- Check out this **intro** to the “**Mosaic of the Americas**,” a collaboration of Mexican and US artists including José Luis Soto, Isa Campos, Gustavo Lira, and Lori Greene. The café is closed but you can still visit the mosaic in Minneapolis. The text at the bottom right (coming out of the mouths) reads “Y mis manos son lo único que tengo” or “my hands are the only thing I have” in English. The words come from Victor Jara’s beautiful song “Lo único que tengo” about the immigrant struggle. *What transforms a community alongside art like this mosaic?*
- Check out the **Lakewood Memorial Chapel** in Minneapolis created by Harry Wild Jones, Charles Lamb, and Ella Condie Lamb. The chapel is located in a cemetery—a generally somber place—and yet its world-renowned mosaics have made it a place of celebration and hope. *What else could make a cemetery hopeful?*



Make Art – Boundless Promise – Fluid Painting

Create a gorgeous work of art with minimal skills or experience using the flip-cup method of fluid painting. Each person gets their own canvas and the group shares one giant artwork.

Supplies Needed: large sheet of paper (large enough for the entire group to work overtop of), canvases, cups, gloves, pourable paint (you must buy or mix special paint for this project)

Instructions:

It is recommended that you complete this project outside or another place where you are prepared to make a mess, and that participants wear gloves.

7. Select paint colors to add to your canvas. Three to five colors are a good number.
8. Pour your colors into your cup in any order you choose so that they make distinct layers of color. The next steps need to be completed overtop your large sheet of paper.
9. Keep your paint cup upright and place your canvas face down on top of the cup. Holding the cup and canvas together, carefully flip the canvas over so that the cup is upside down.
10. Lift the cup off of the canvas so that the paint is free to spill out.
11. Pick up the canvas and tilt it so that the paint flows over the entire surface. Paint will spill off of the canvas and onto your large sheet of paper.
12. Once each canvas is covered in paint, place it in a secure place to dry. We recommend that you use cups like stilts to elevate the canvas so that the paint on the edges does not stick to whatever surface the canvas is resting on. The edges will drip paint onto that surface.
13. After the canvases are set up to dry, it's time to finish the collaborative aspect of this project. Allow your youth to pick up the edges of the large sheet of paper so that it can be tilted and the paint drippings can be used to make a giant fluid painting.
14. Place the large sheet in a secure place to dry. The canvases and large sheet should dry in about 24 hours.



What does Fluid Painting have to do with Boundless Promise?

Did Martha think Jesus had broken a promise? When Jesus encounters Martha at the tomb of her brother Lazarus in John 11:17-27, he finds her stricken by grief. Martha lashes out at Jesus a bit. He wasn't there. He wasn't there when Mary and Martha had to bury their brother Lazarus. He wasn't there with them when Lazarus took his last breath. He wasn't there when Lazarus suddenly took a turn for the worse and got really sick. Where was he? Life isn't just messy; it's a mess. We'll never know if Jesus stayed away because he was waiting to teach a grand lesson by raising Lazarus and promising eternal life. What we definitely know is that Martha was hurt when Jesus arrived. She was a mess. Even if Jesus was carrying out a grand plan, he turned into a mess of tears and anguish too. Life is a mess, but that mess can be beautiful. You may feel like a mess, but you are beautiful. Make a beautiful mess with the fluid paint and remember that God promises to be right there in the midst of it all with you.